

Profit as Perth ReZones

New Properties at Wholesale Prices

Create Instant Equity

Property Development Profit

Tax Free Government Cash

Bottom of the Property Cycle

SMART PROJECT

Warwick W.A. - Villas - Barnsbury Road



Two Opportunities for Profit

Buy and Develop (Go it Alone)

- Full turn Key Service
- Feasibility and Profit Calculation
- Finance
- Council Development Approval (DA)
- Construction Management & Reporting
- Pre and Post Sales
- Property Management Advice

Or Invest with Others

- Location & Suburb Research
- Feasibility & Profit Calculation
- Plans & Specifications
- Construction Progress Reports
- Profit Distribution

Profit as Perth ReZones

New Properties at Wholesale Prices

Create Instant Equity

Property Development Profit

Tax Free Government Cash

Bottom of the Property Cycle

SMART PROJECT

Warwick W.A. - Villas - Barnsbury Road



Why Warwick?

Bottom of the Property Cycle - Building Costs at Rock Bottom

Current lack of choice of Dwelling Types

Houses 93% - Duplex/Villa/Townhouse 7% - Apartments 0%

Unsatisfied demand for Units/Villas/Apartments

- Downsizers - Residents 55 years plus - 18%
- Couples without Children - 32%
- Singles - 11%
- Single Parents - 7%
- Rentals - 15%

Warwick Grove Regional Shopping Centre - 103 Stores

Warwick Train Station

Perth City 14kms

Train to Perth - 14 minutes

Train to Joondalup - 12 minutes

Indian Ocean - 8 minutes

Recently ReZoned for Medium Density - 2016

Profit as Perth ReZones

New Properties at Wholesale Prices

Create Instant Equity

Property Development Profit

Tax Free Government Cash

Bottom of the Property Cycle

SMART PROJECT

Warwick W.A. - Villas - Barnsbury Road

SMART PROPERTY ZONE

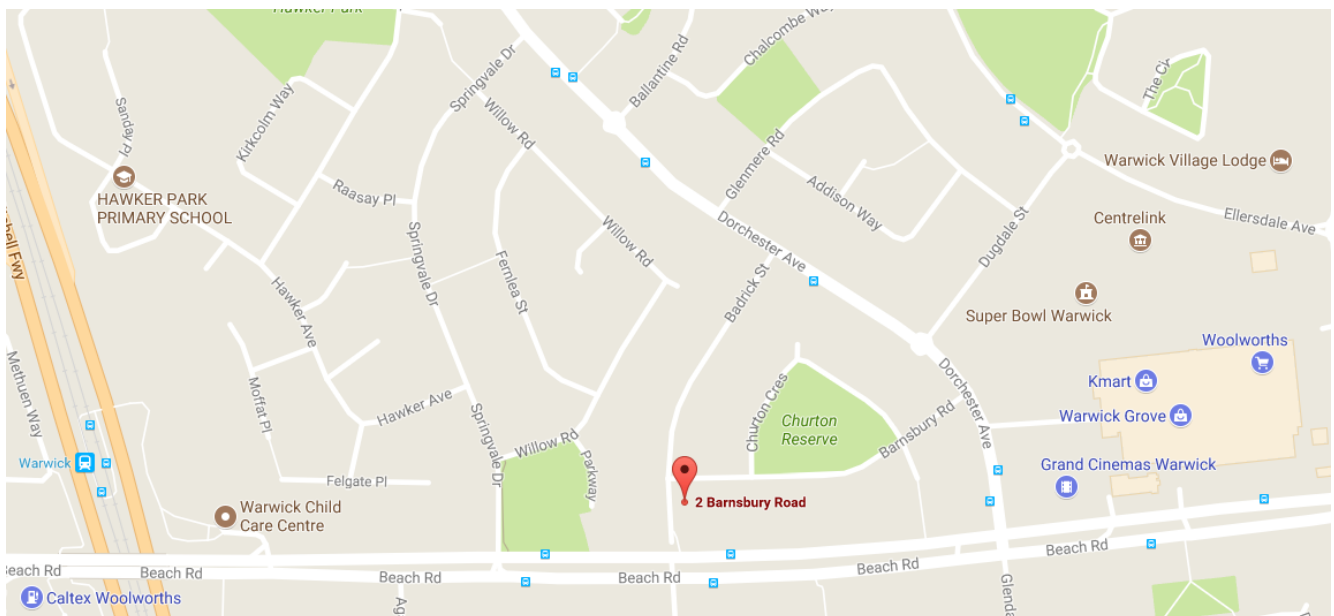
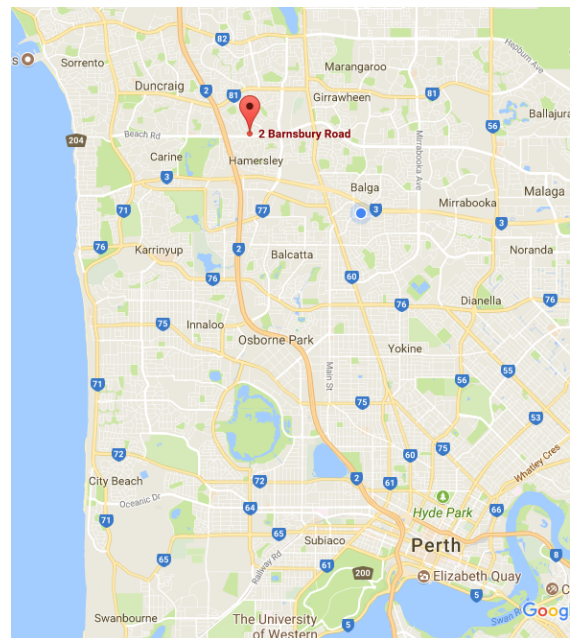
WWW.SMARTPROPERTY.ZONE

Location

2 Barnsbury Road Warwick W.A.

400 metres to Warwick Grove Shopping Centre

600 metres to Warwick Train Station



Profit as Perth ReZones

New Properties at Wholesale Prices
Create Instant Equity
Property Development Profit
Tax Free Government Cash
Bottom of the Property Cycle

SMART PROJECT

Warwick W.A. - Villas - Barnsbury Road



Suburb Profile

The size of Warwick is approximately 4 square kilometres.

It has 7 parks covering nearly 5% of total area.

The population of Warwick in 2006 was 3,795 people.

By 2011 the population was 3,809 showing a population growth of 0.4% in the area during that time.

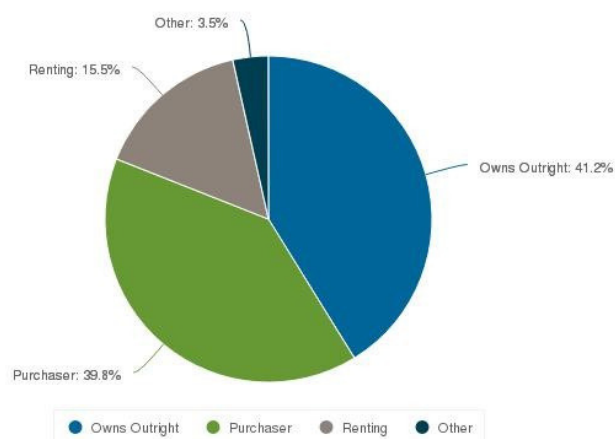
The predominant age group in Warwick is 0-14 years.

Households in Warwick are primarily couples with children and are likely to be repaying \$1800 - \$2400 per month on mortgage repayments.

In general, people in Warwick work in a professional occupation.

In 2006, 81.8% of the homes in Warwick were owner-occupied compared with 81% in 2011.

Currently the median sales price of houses in the area is \$567,500.



Profit as Perth ReZones

New Properties at Wholesale Prices

Create Instant Equity

Property Development Profit

Tax Free Government Cash

Bottom of the Property Cycle

SMART PROJECT

Warwick W.A. - Villas - Barnsbury Road



Project Profile

Boutique Single Level Triplex Project

Three 3 Bed 2 Bath 2 Car Villas

High Quality Finishes

Construction Commenced August 2017

Completion Expected December 2017



Project Management

Builders Broker

- 20 Years Experience
- \$100m Residential Construction Projects
- Site Due Diligence before Purchase
- Financial Analysis and Feasibility
- Project Design and Development Approval
- Builder Tender Process
- Builder Selection

Builder

- Boutique Italian Builder
- Family Company
- Established 1975
- 40 approx Projects p.a.
- 30+ years Contractor History

Profit as Perth ReZones

New Properties at Wholesale Prices

Create Instant Equity

Property Development Profit

Tax Free Government Cash

Bottom of the Property Cycle

SMART PROJECT

Warwick W.A. - Villas - Barnsbury Road

For Smart Investors



Own this Project

Build & Hold		6 Month Construction Period	
Total Cost (Excl Interest)	Interest (60% Loan)	Total Cost (Incl Interest)	
\$1,324,695	\$14,879	\$1,339,574	
End Value (As Appraised)	Deposit Required (40% + Interest)	Profit/Equity Created (est)	Investment Return (on Cash/Equity)
\$1,560,000	\$544,757	\$220,426	40%
\$1,650,000	\$544,757	\$310,426	57%

Build & Hold		After Construction Completed	
End Value (As Appraised)	New Loan (80% LVR)	Payout Construction Loan	Deposit Recovered
\$1,560,000	\$1,248,000	\$809,696	\$438,304
\$1,650,000	\$1,320,000	\$809,696	\$510,304
End Value (As Appraised)	Estimated Market Rent	Rental Yield on Value	Rental Yield on Cost + Interest
\$1,560,000	\$65,520	4.20%	4.89%
\$1,650,000	\$69,300	4.20%	5.17%

Build & Sell		6 Month Construction Period		
End Value (As Appraised)	Total Cost (Incl Interest GST & Sell Fees)	Profit (est)	Cash Required (40% + Interest)	Investment Return (on Cash)
\$1,560,000	\$1,395,285	\$164,715	\$544,757	30%
\$1,650,000	\$1,405,447	\$244,553	\$544,757	45%

Profit as Perth ReZones

New Properties at Wholesale Prices
 Create Instant Equity
 Property Development Profit
 Tax Free Government Cash
 Bottom of the Property Cycle

SMART PROJECT

Warwick W.A. - Villas - Barnsbury Road
 For Smart Investors



Invest in this Project

Minimum \$50,000			
Build & Hold		6 Month Construction Period	
Total Cost (Excl Interest)	Interest (30% Loan)	Total Cost (Incl Interest)	
\$1,324,695	\$7,286	\$1,331,981	
End Value (As Appraised)	Cash Required (70% + Interest)	Profit/Equity Created (est)	Investment Return (on Cash)
\$1,560,000	\$802,103	\$228,019	28%
\$1,650,000	\$802,103	\$318,019	40%
End Value (As Appraised)	Estimated Market Rent	Rental Yield on Value	Rental Yield on Cost + Interest
\$1,560,000	\$65,520	4.20%	4.92%
\$1,650,000	\$69,300	4.20%	5.20%

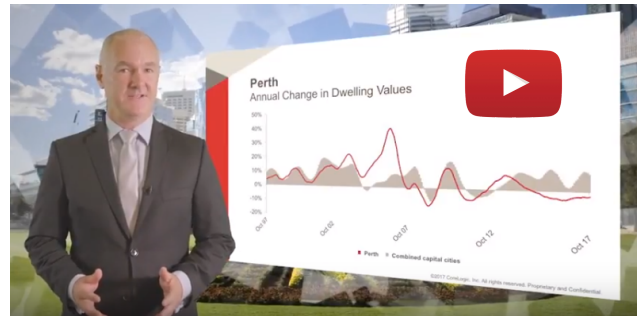
Minimum \$50,000				
Build & Sell			6 Month Construction Period	
End Value (As Appraised)	Total Cost (Incl Interest GST & Sell Fees)	Profit (est)	Cash Required (70% + Interest)	Investment Return (on Cash)
\$1,560,000	\$1,387,692	\$172,308	\$802,103	21%
\$1,650,000	\$1,397,854	\$252,146	\$802,103	31%

Profit as Perth ReZones

New Properties at Wholesale Prices
Create Instant Equity
Property Development Profit
Tax Free Government Cash
Bottom of the Property Cycle

SMART SERVICES

More Information



For more Information

www.smartproperty.zone

ron@smartproperty.zone

0416 073 955



Legal Disclaimer

All the data and information contained herein has been collated by Smart Property Zone with all due care. However, it is not intended that you make any investment decisions based on this data and information. It is intended to be a guide to assist your enquiry and research. You should not rely on this information as an alternative to professional advice. We do not represent, warrant, undertake or guarantee any of the information contained herein. You should seek independent investment advice and review all the project information that we have on file before making any investment decision.